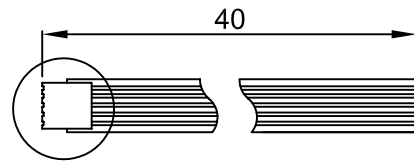
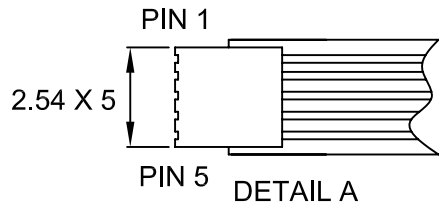


**NOTE:**

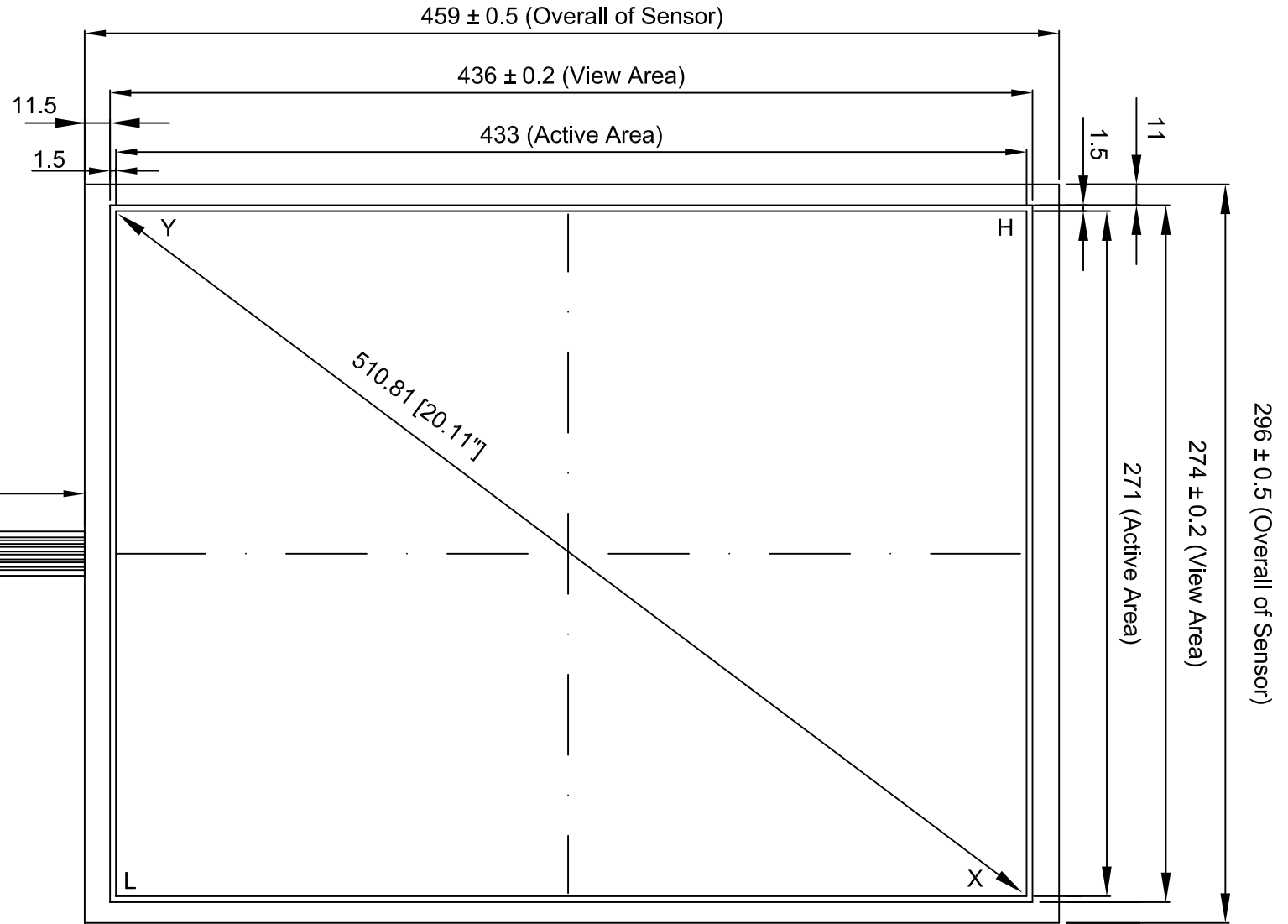
1. CABLE IS ATTACHED TO THE LEFT SIDE OF TOUCH PANEL AT CENTER POINT AS SHOWN.
2. TAIL CONNECTOR: PITCH 2.54 mm
3. TAIL CABLE IS DIRECTLY EXTENDED FROM SURFACE ITO TO FILM.



DETAIL A



DETAIL A



P/N	COVERSHEET TYPE	GLASS THICKNESS	FINISHED PART THICKNESS
5WR20034G5	CLEAR	2.8	3.1 ± 0.2
5WR20034N5	ANTI-GLARE		

CONNECTOR PINOUT	
PIN NO	ASSIGNMENT
1	Y
2	H
3	S
4	X
5	L

宇鴻光電股份有限公司 <b>ATouch Technologies Co., Ltd.</b>		
MODEL NUMBER		5WR200-5
DRAWN BY	DIMENSION UNIT	ISSUE DATE
KEN JHUANG	mm	12 / 19 / 07
CHECKED BY	SCALE	REV
MELISSA WEI	NOT TO SCALE	E